


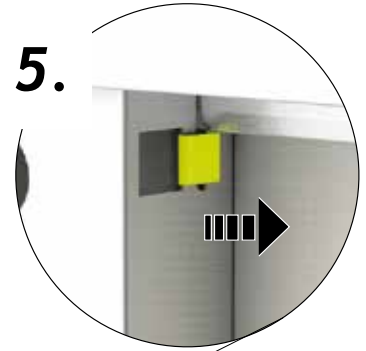




## DE Aufbauanleitung „E-Montagepaneel“

- ⓐ Assembly manual for “Electrical mounting panel”
- ⓑ Notice de montage du “Support pour installation électrique”
- ⓓ Opbouwbeschrijving voor “Electro-Montagepaneel”
- ⓔ Instrucciones de montaje de “Cuado eléctrico”
- ⓖ Istruzioni di montaggio “Pannello di montaggio elettrico”
- ⓓk Monteringsvejledning for “Elkabel tilslutningspanel”





Kontrollnummer:  
Control-number / Contrôle-Qualité / Controlnummer:

Bei Reklamationen bitte anführen:  
Kontrollnummer und Artikelnummer des reklamierten Teils.

GB: In case of complaint please indicate the control-number and the number of the item, which is subject of complaint.

F: Pour toutes réclamations: prière de joindre le numéro de contrôle et le numéro d'article de la pièce litigieuse.

NL: Bij reclamaties svp doorgeven: controlnummer en artikelnummer van het desbetreffende onderdeel.

YH046030  
Version 12 / 2017



**Biohort GmbH**  
Pürnstein 43, 4120 Neufelden, Österreich  
Tel.: +43-7282-7788-0, Fax-DW: 190  
E-Mail: office@biohort.at, www.biohort.com