


26MM 601X210 CM QBV3 (ART 8301EXT300)



WOODLANDS

QUALITY CABINS



GEDETAILEERDE ONDERDELENLIJST

-

LISTE D'INVENTAIRE DETAILLEE

Download uw montage instructies op www.gardenas.be

Téléchargez vos instructions de montage sur www.gardenas.be

Onderdelenlijst Liste d'inventaire

Typ

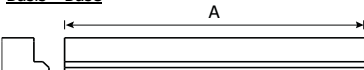
FR 298x210 cm DD A

8000FR3021A

Artikel nr Nr Article	Afmeting / Dimension			Sectie/ Section	#	Functie / Fonction
	A	B	C			

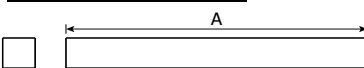
Kader - Cadre

Basis - Base



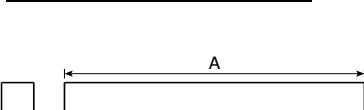
NPF/2925IMG	2925	(-)	(-)	45x56	<u>1</u>	voorwand / paroi avant
NPF/1967IMG	1967	(-)	(-)	45x56	<u>2</u>	zijwand / paroi latéral
NPF/2925IMG	2925	(-)	(-)	45x56	<u>1</u>	achterwand / paroi arrière

Bovenkant - Partie supérieure



FR1/2925	2925	(-)	(-)	38x38	<u>1</u>	voorwand / paroi avant
FR1/1967	1967	(-)	(-)	38x38	<u>2</u>	zijwand / paroi latéral
FR1/2925	2925	(-)	(-)	38x38	<u>1</u>	achterwand / paroi arrière

Tussenstukken - Parties intermédiaires




FR1/0080	80	(-)	(-)	38x38	<u>1</u>	voorwand linker deel / façade partie gauche
FR1/1614	1614	(-)	(-)	38x38	<u>1</u>	voorwand boven deur / façade au-dessus la porte
FR1/1079	1079	(-)	(-)	38x38	<u>1</u>	voorwand rechter deel / façade partie droite
FR1/0926	926	(-)	(-)	38x38	<u>4</u>	zijwand / paroi latéral
FR1/0924	924	(-)	(-)	38x38	<u>3</u>	achterwand / paroi arrière

Verticaal

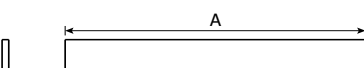


FR1/1977	1977	(-)	(-)	38x38	<u>14</u>	verticaal / vertical
----------	------	-----	-----	-------	-----------	----------------------

Positioneringslatten - Lattes de positionnement




HB/1134/G	1134	(-)	(-)	29x3	<u>22</u>	9 gaten / 9 trous
-----------	------	-----	-----	------	-----------	-------------------



HB/1134	1134	(-)	(-)	29x3	<u>10</u>	zonder gaten / sans trous
---------	------	-----	-----	------	-----------	---------------------------


Raam - Fenêtre

Glaslatten - Lattes de verre



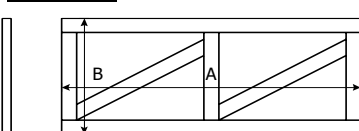
GLP/0333	333	(-)	(-)	57x15	<u>4</u>	verticaal / vertical
GLP/0892	892	(-)	(-)	57x15	<u>4</u>	horizontaal / horizontal
GLP/0949	949	(-)	(-)	57x15	<u>2</u>	horizontaal / horizontal

Glas - Verre



GH/0358/0860	860	358	4		<u>3</u>	glas / verre
--------------	-----	-----	---	--	----------	--------------


Deur - Porte



QBV/DD/784/L	1911	784	(-)	28x95	<u>1</u>	deurvleugel met slot (links) / battant pour serrure (gauche)
QBV/DD/784/R	1911	784	(-)	28x95	<u>1</u>	deurvleugel (rechts) / battant (droite)


Dak - Toiture

Kader - Cadre



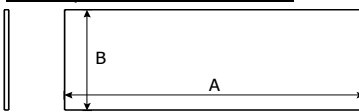
S/026/095/0040	40	(-)	(-)	95x26	<u>10</u>	ondersteuning kader / support cadre
S/026/095/1981	1981	(-)	(-)	95x26	<u>2</u>	zijkant / côté latéral
S/026/095/2863	2863	(-)	(-)	95x26	<u>2</u>	voor- en achterkant / côté frontal et arrière

Dakbalk - Panne



P1/1990	1990	(-)	(-)	95x45	<u>3</u>	dakbalk / panne
---------	------	-----	-----	-------	----------	-----------------

OSB dakplaat / Panneau de toit OSB



OSB3/018/2440/590	2440	590	18		<u>5</u>	OSB dakplaat / panneau de toit OSB
-------------------	------	-----	----	--	----------	------------------------------------


EPDM



EPDM/3100/2200	3100	2200	(-)		<u>1</u>	EPDM folie / bâche EPDM
----------------	------	------	-----	--	----------	-------------------------


406001					<u>1</u>	dakdoorvoer / avaloir
--------	--	--	--	--	----------	-----------------------

Regenpijp - Descente



402003	2000	80	(-)		<u>1</u>	buis / tuyaux
--------	------	----	-----	--	----------	---------------

ALU hoekprofiel - Profilé en ALU



ALU/L/2125	2125	(-)	(-)		<u>2</u>	zijkant / côté latéral
ALU/L/3020	3020	(-)	(-)		<u>2</u>	voor- en achterkant / côté frontal et arrière

B/8000FR3021A					<u>1</u>	zak beslag / sachet quincaillerie (8301)
---------------	--	--	--	--	----------	--

Onderdelenlijst Liste d'inventaire

Typ

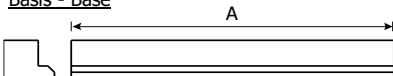
FRAB 302x210 cm

8000FRAB3021

Artikel nr Nr Article	Afmeting / Dimension			Sectie/ Section	#	Functie / Fonction
	A	B	C			


Kader - Cadre

Basis - Base




Bovenkant - Partie supérieure

NPF/3024IMG	3024	(-)	(-)	45x56	1	achterwand / paroi arrière
-------------	------	-----	-----	-------	----------	----------------------------

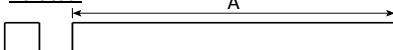


Tussenstukken - Parties intermédiaires

FR1/3024	3024	(-)	(-)	38x38	1	achterwand / paroi arrière
----------	------	-----	-----	-------	----------	----------------------------




Verticaal

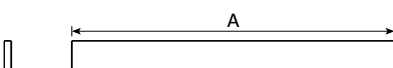


FR1/1977	1977	(-)	(-)	38x38	4	verticaal / vertical
----------	------	-----	-----	-------	----------	----------------------

Positioneringslatten - Lattes de positionnement



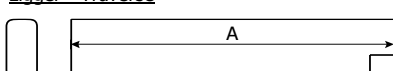
HB/1134/G	1134	(-)	(-)	29x3	17	9 gaten / 9 trous
-----------	------	-----	-----	------	-----------	-------------------



HB/1134	1134	(-)	(-)	29x3	13	zonder gaten / sans trous
---------	------	-----	-----	------	-----------	---------------------------

Dak - Toiture


Ligger - Traverse



599912	1998	(-)	(-)	95x45	1	zijkant / côté latéral
--------	------	-----	-----	-------	----------	------------------------

599914	3062	(-)	(-)	95x45	1	voorkant / façade
--------	------	-----	-----	-------	----------	-------------------

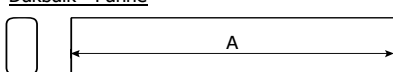
Kader - Cadre



S/026/095/1981	1981	(-)	(-)	95x26	1	zijkant / côté latéral
----------------	------	-----	-----	-------	----------	------------------------


S/026/095/2863	2863	(-)	(-)	95x26	1	achterkant / côté arrière
----------------	------	-----	-----	-------	----------	---------------------------

Dakbalk - Panne



P1/1970	1970	(-)	(-)	95x45	3	dakbalk / panne
---------	------	-----	-----	-------	----------	-----------------

OSB dakplaat / Panneau de toit OSB




OSB3/018/2440/590	2440	590	18		5	OSB dakplaat / panneau de toit OSB
-------------------	------	-----	----	--	----------	------------------------------------

EPDM



EPDM/3100/2200	3100	2200	(-)		1	EPDM folie / bâche EPDM
----------------	------	------	-----	--	----------	-------------------------

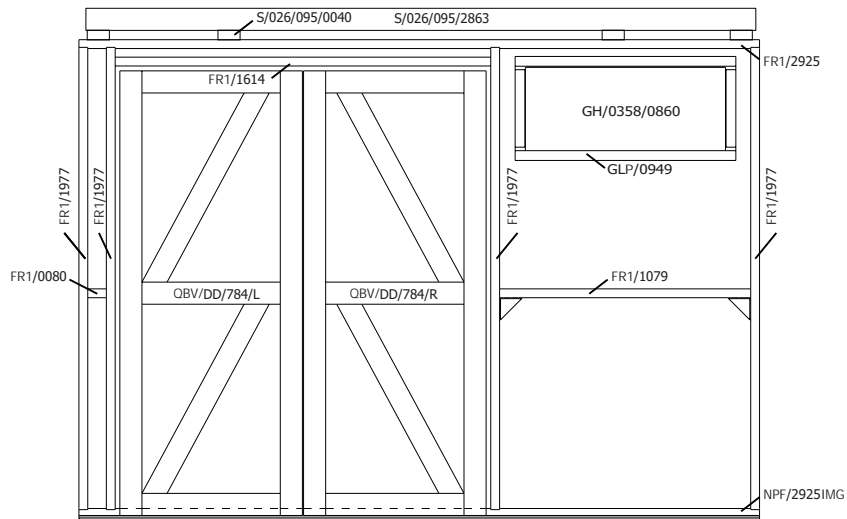
ALU hoekprofiel - Profilé en ALU



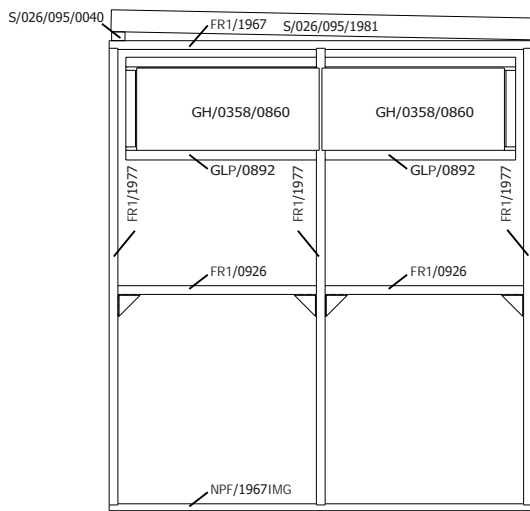
ALU/L/3020	3020	(-)	(-)		2	voor- en achterkant / côté frontal et arrière
------------	------	-----	-----	--	----------	---

B/8000FRAB3021					1	zak beslag / sachet quincaillerie (8130AB3021)
----------------	--	--	--	--	----------	--

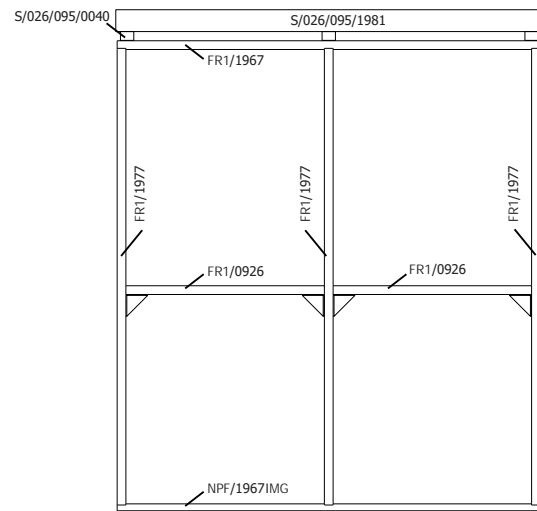
VOORZIJDE - FACADE



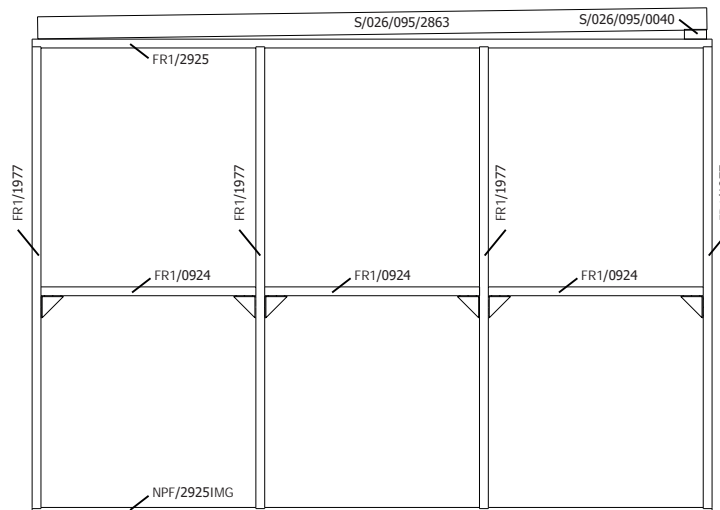
ZIJWAND RAAM - PAROI LATERALE FENETRE



ZIJWAND - PAROI LATERALE




RUGZIJDE - PAROI ARRIERE

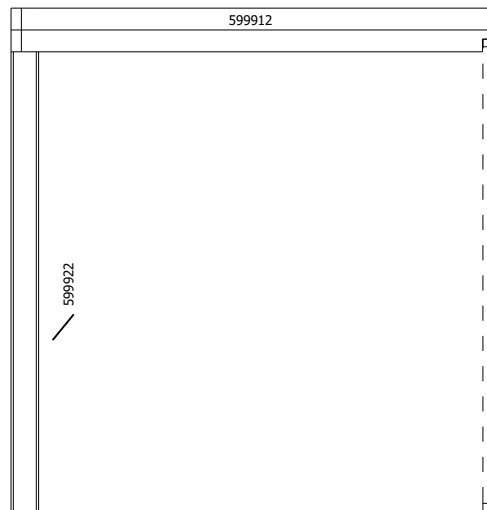


VOORZIJDE - FACADE

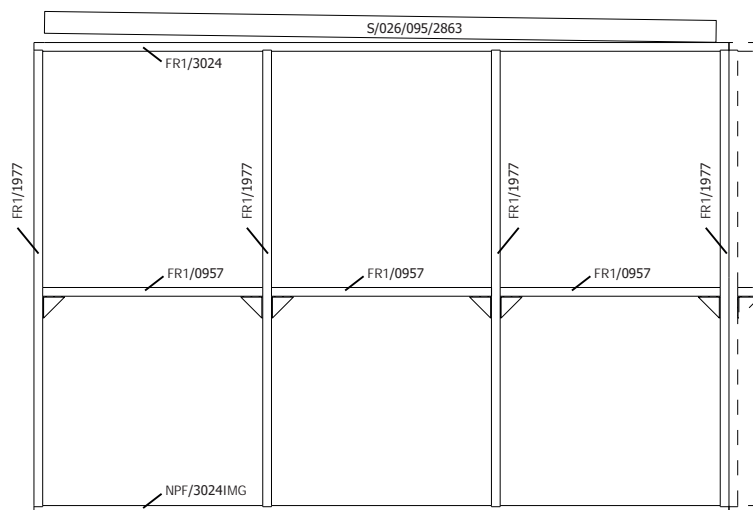
KANT BERGING
CÔTÉ ABRI



ZIJWAND - PAROI LATERALE



RUGZIJDE - PAROI ARRIERE



Onderdelenlijst Liste d'inventaire

Typ


26 QBV3 298x210 cm

8301

Artikel nr Nr Article	Afmeting / Dimension			Sectie/ Section	#	Functie / Fonction
	A	B	C			

Bekleding - Bardage

Hoekprofiel - Cornière

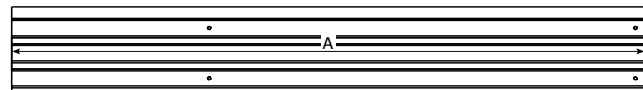


HPQBV1/2200	2200	(-)	(-)	60x41	4	hoekprofiel / cornière
-------------	------	-----	-----	-------	----------	------------------------

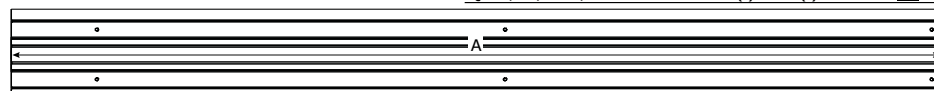
Plank tand & groef - Planche rainure & languette




QBV3/TG/0265/1	265	(-)	(-)	142x26	34	boven deur en raam / au-dessus porte et fenêtre
----------------	-----	-----	-----	--------	-----------	---



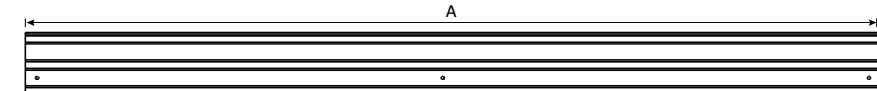
QBV3/TG/1567/2	1567	(-)	(-)	142x26	21	onder raam / en-dessous fenêtre
----------------	------	-----	-----	--------	-----------	---------------------------------



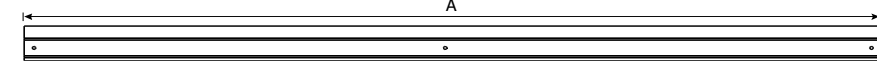
QBV3/TG/2200/3	2200	(-)	(-)	142x26	44	wanden / parois
QBV3/TG/1911/3	1911	(-)	(-)	142x26	10	deur / porte



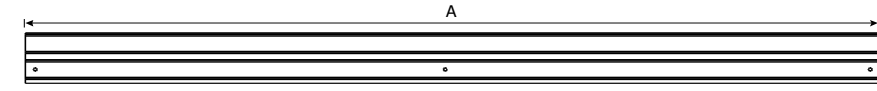
QBV1/T/1932/39/3	1932	(-)	(-)	39x26	1	rechts van deur / à droite de la porte
------------------	------	-----	-----	-------	----------	--



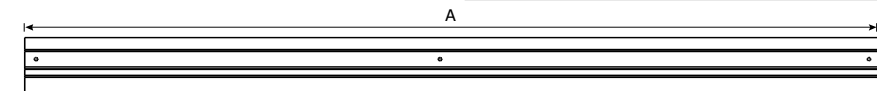
QBV3/G/1911/97/3	1911	(-)	(-)	97x26	1	rechter kant van rechter deur / côté droite de la porte droite
------------------	------	-----	-----	-------	----------	--



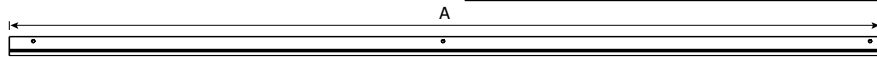
QBV3/T/1911/54/3	1911	(-)	(-)	54x26	1	linker kant van rechter deur / côté gauche de la porte droite
------------------	------	-----	-----	-------	----------	---



QBV3/G/1911/82/3	1911	(-)	(-)	82x26	1	rechter kant van linker deur / côté droite de la porte droite
------------------	------	-----	-----	-------	----------	---




QBV3/T/1911/106/3	1911	(-)	(-)	106x26	1	linker kant van linker deur / côté gauche de la porte gauche
-------------------	------	-----	-----	--------	----------	--

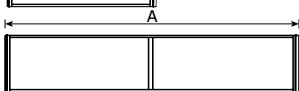


QBV3/G/1932/30/3	1932	(-)	(-)	30x26	1	links van deur / à gauche de la porte
------------------	------	-----	-----	-------	----------	---------------------------------------

Raam - Fenêtre




QBV/VR1	898	(-)	(-)	365x26	1	enkel raam / fenêtre simple
---------	-----	-----	-----	--------	----------	-----------------------------



QBV/VR2L	1780	(-)	(-)	365x26	1	2 delig raam lang / fenêtre double longue
----------	------	-----	-----	--------	----------	---

Deurlijst - Chambranle



S/015/046/1947	1947	(-)	(-)	15x46	2	doorgang verticaal / passage vertical
S/015/075/1587	1587	(-)	(-)	15x75	1	doorgang horizontaal / passage horizontal
S/015/015/1931	1931	(-)	(-)	15x15	2	slaglat verticaal / battante vertical
S/015/015/1554	1554	(-)	(-)	15x15	1	slaglat horizontaal / battante horizontal

Onderdelenlijst
Liste d'inventaire

Typ


26 QBV3AB 302x210 cm

8330AB3021


Artikel nr Nr Article	Afmeting / Dimension			Sectie/ Section	#	Functie / Fonction
	A	B	C			

Bekleding - Bardage

Hoekprofiel - Cornière



HPQBV1EXL/1932	1932	(-)	(-)	60x45	1	hoekprofiel voor montage van de extensie LINKS / profilé de coin pour un montage de l'extension à GAUCHE
----------------	------	-----	-----	-------	----------	---

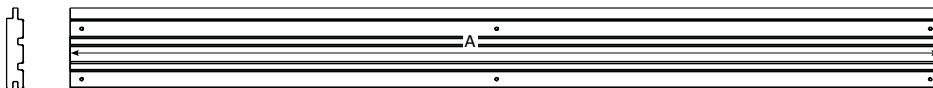


HPQBV1EXR/1932	1932	(-)	(-)	73x41	1	hoekprofiel voor montage van de extensie RECHTS / profilé de coin pour un montage de l'extension à DROIT
----------------	------	-----	-----	-------	----------	---


Plank tand & groef - Planche rainure & languette



QBV3/TG/0265/1	265	(-)	(-)	142x26	40	tegen liggers / contre les traverses
----------------	-----	-----	-----	--------	-----------	--------------------------------------




QBV3/TG/2045/3a	2045	(-)	(-)	142x26	24	onder extensie / sous l'extension
-----------------	------	-----	-----	--------	-----------	-----------------------------------



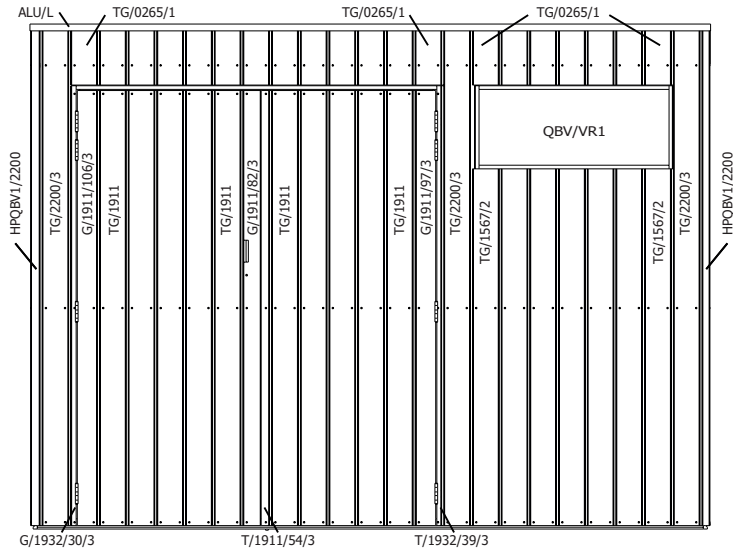
QBV3/TG/2200/3	2200	(-)	(-)	142x26	24	achterwand / paroi arrière
----------------	------	-----	-----	--------	-----------	----------------------------

Paal - poteau

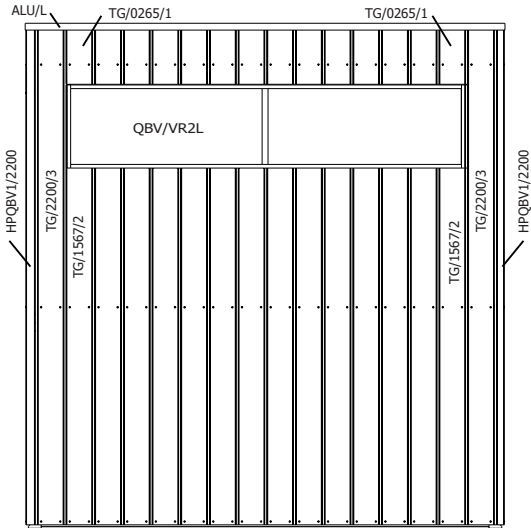


599922	2195	190	(-)	120x120	1	paal / poteau
--------	------	-----	-----	---------	----------	---------------

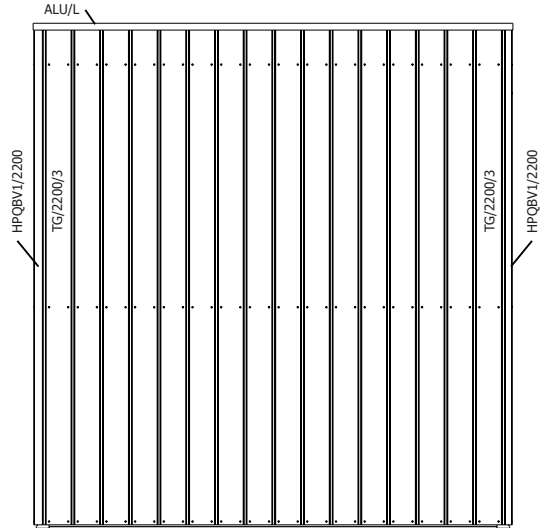
VOORZIJDJE - FACADE




ZIJWAND RAAM - PAROI LATERALE FENETRE



ZIJWAND - PAROI LATERALE

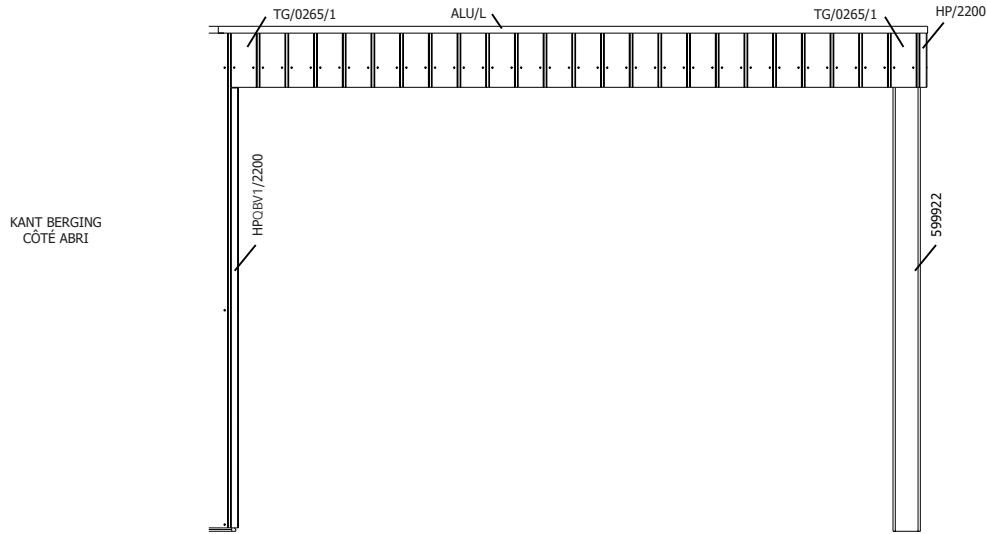


RUGZIJDJE - PAROI ARRIERE

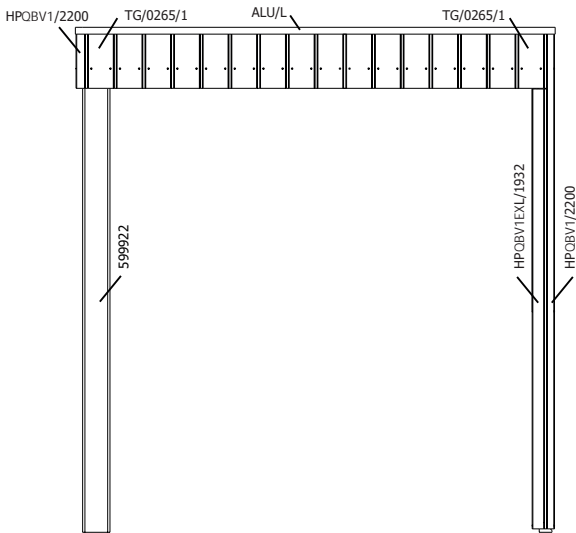


MONTAGE EXT RECHTS - A DROITE

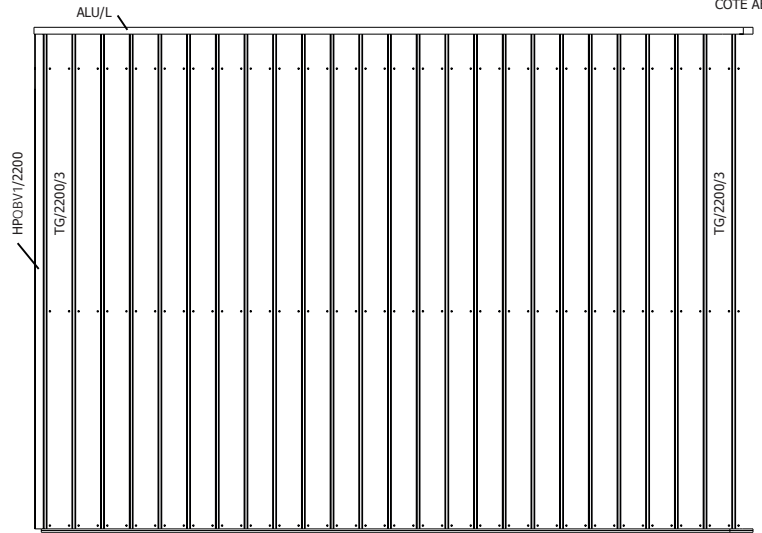
VOORZIJDDE - FACADE



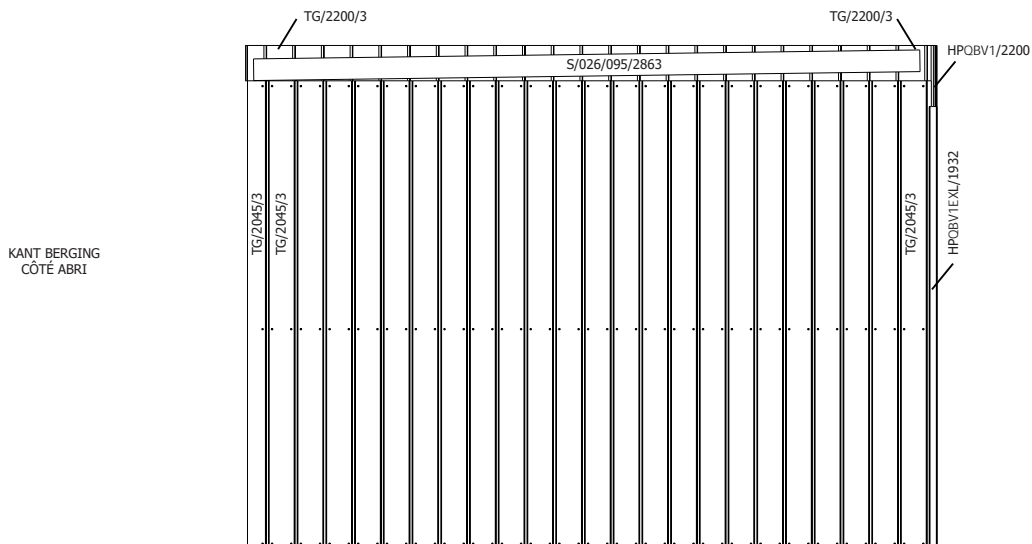
ZIJWAND - PAROI LATÉRALE



ACHTERWAND - PAROI ARRIÈRE

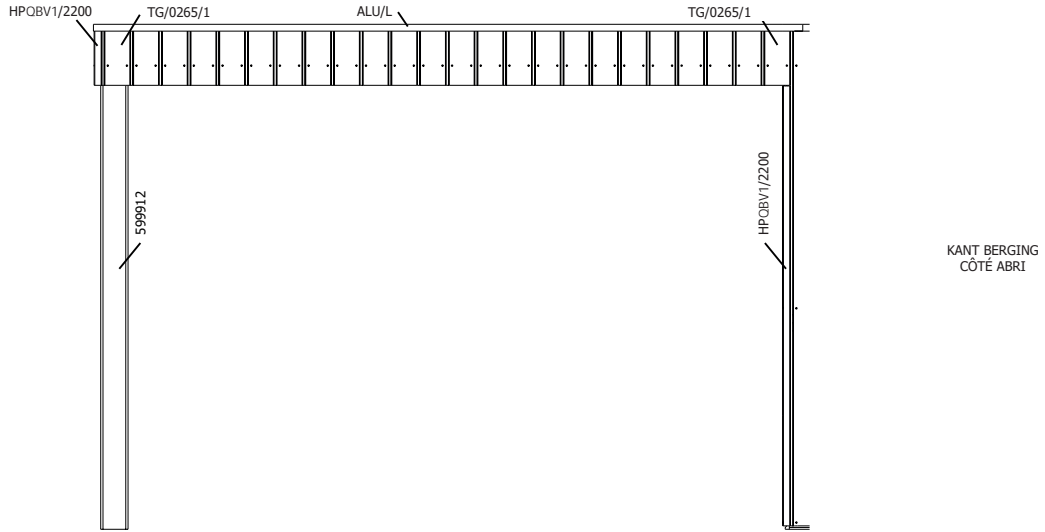


ACHTERWAND ONDER EXT- PAROI ARRIÈRE SOUS EXT

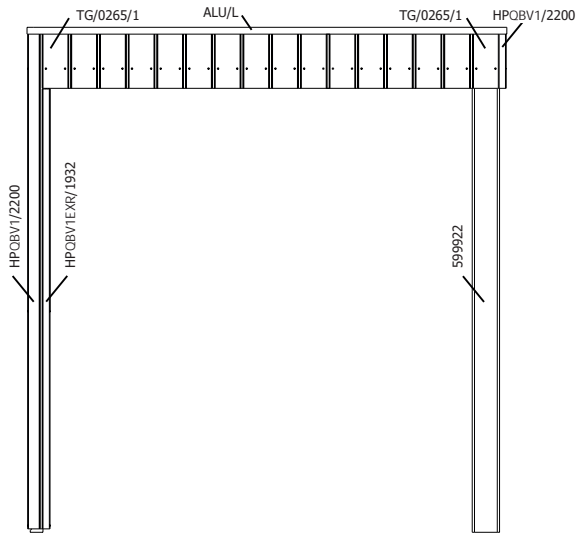


MONTAGE EXT LINKS - A GAUCHE

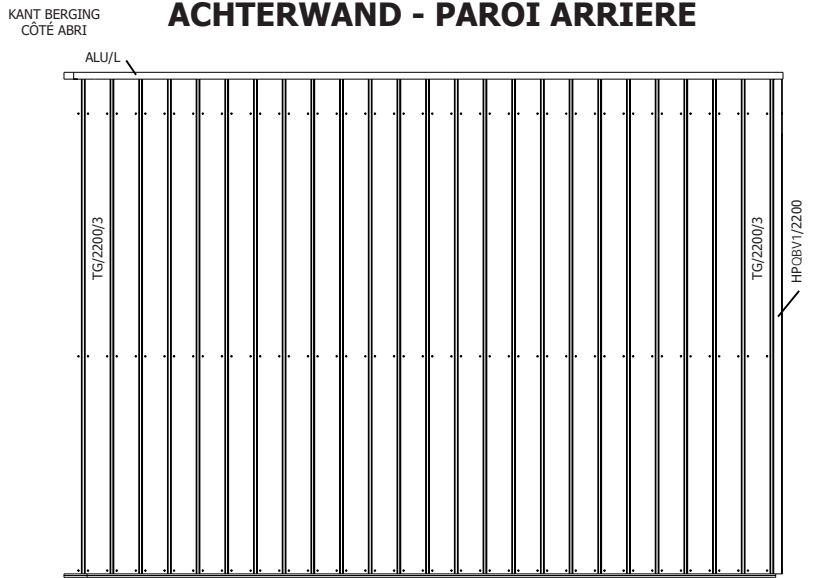
VOORZIJDE - FACADE



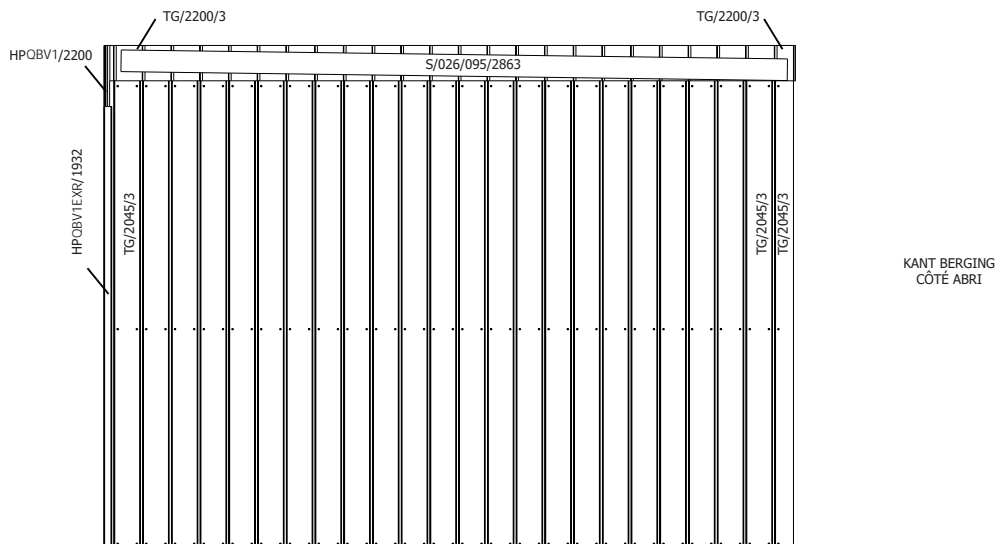
ZIJWAND - PAROI LATÉRALE



ACHTERWAND - PAROI ARRIÈRE



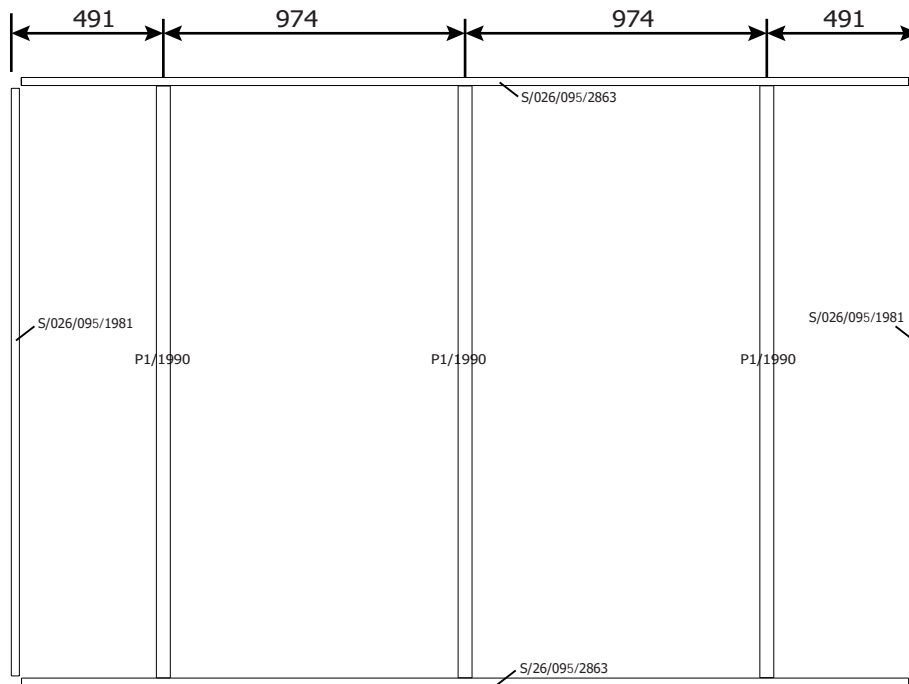
ACHTERWAND ONDER EXT- PAROI ARRIÈRE SOUS EXT



26MM 298X210 CM QBV3 (ART 8301)

DAK - TOITURE

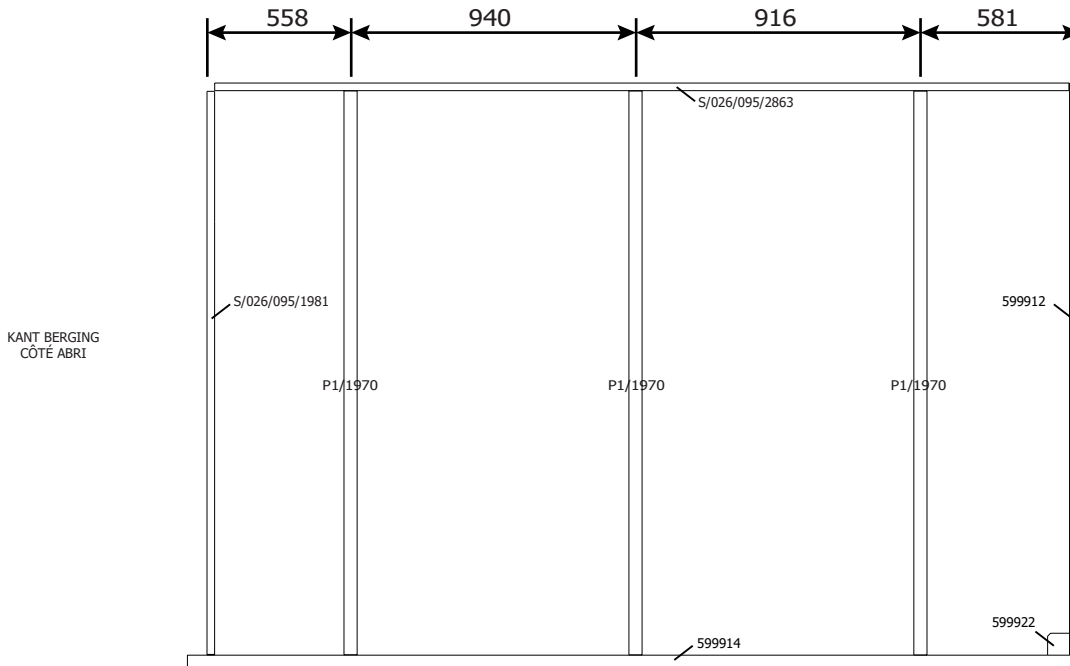
FRAME



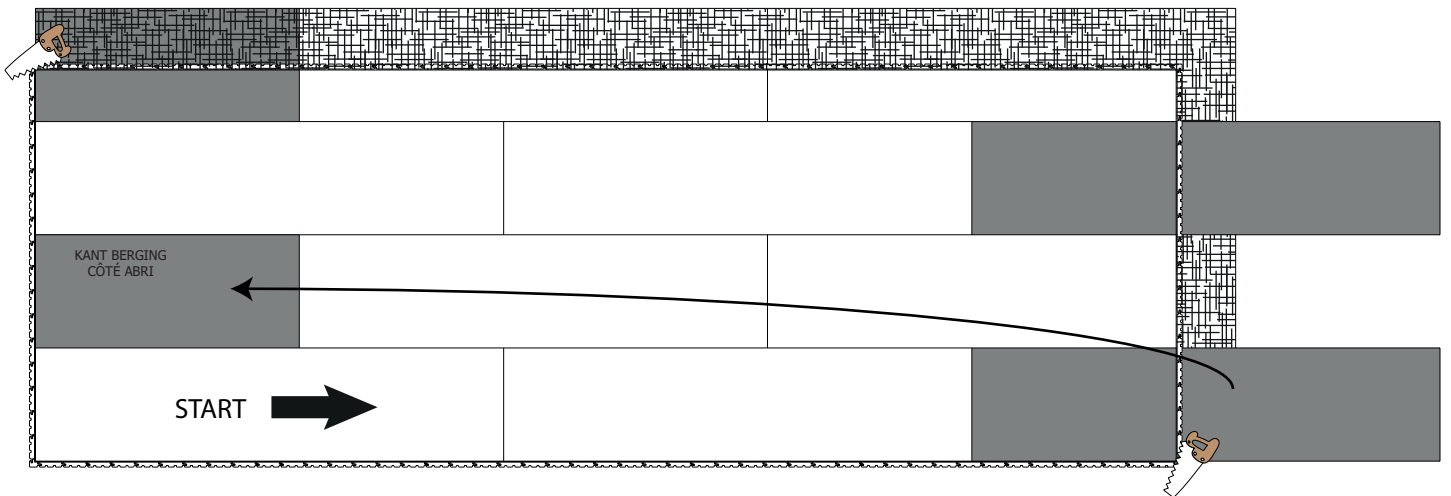
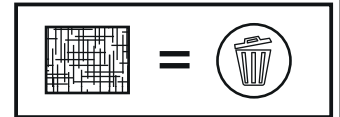
26MM 302X210 CM QBV3AB (ART 8330AB3021)

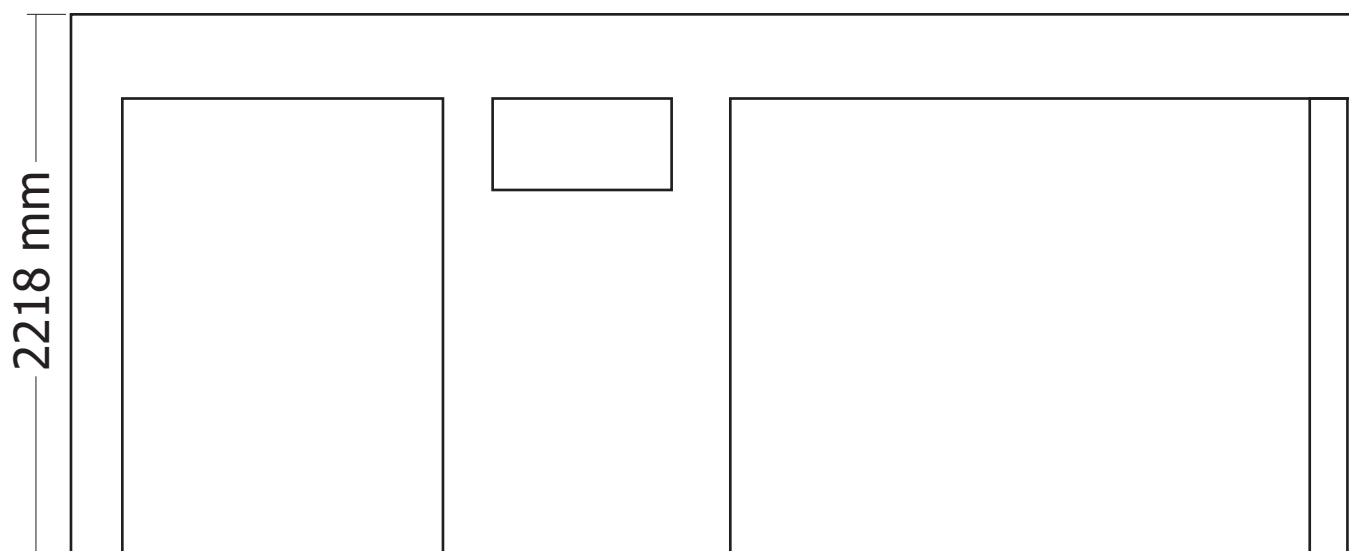
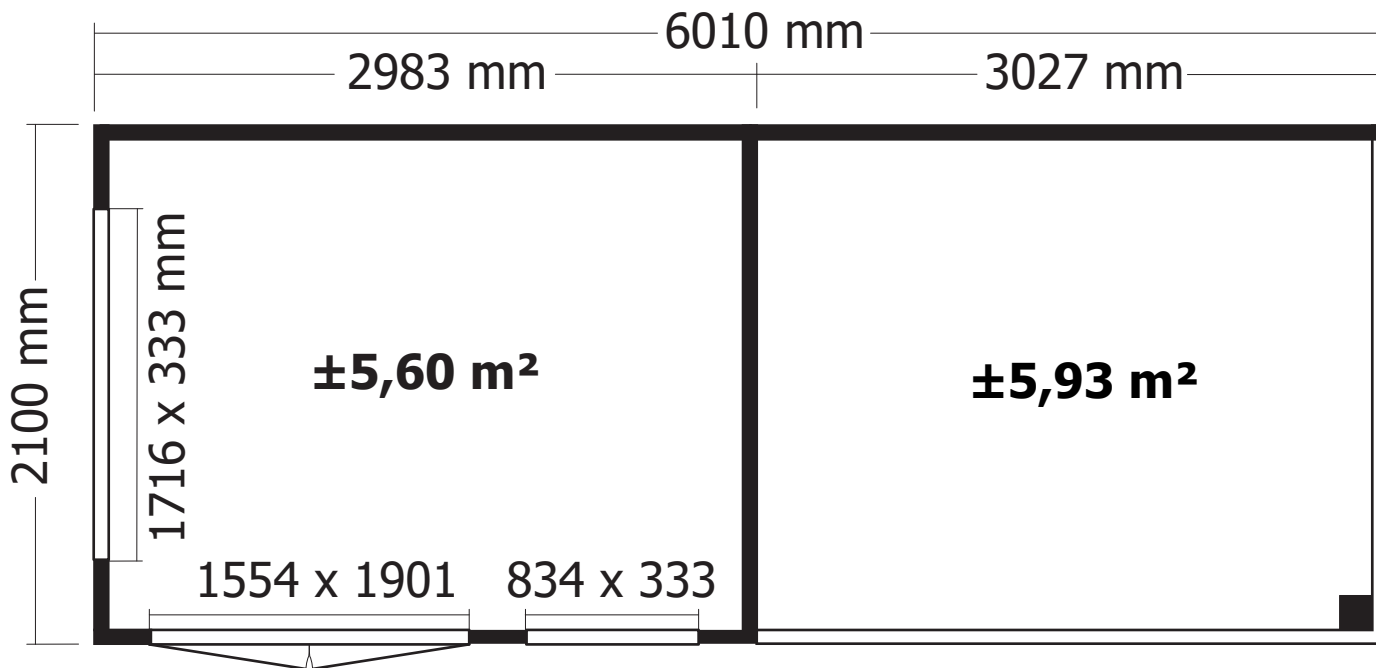
DAK - TOITURE

FRAME



OSB





OPGELET : Behandel **ELK** onderdeel grondig aan alle zijden met een degelijk product dat beschermt tegen zon, weer en wind en tegen insecten en schimmels, **VOOR** de montage.

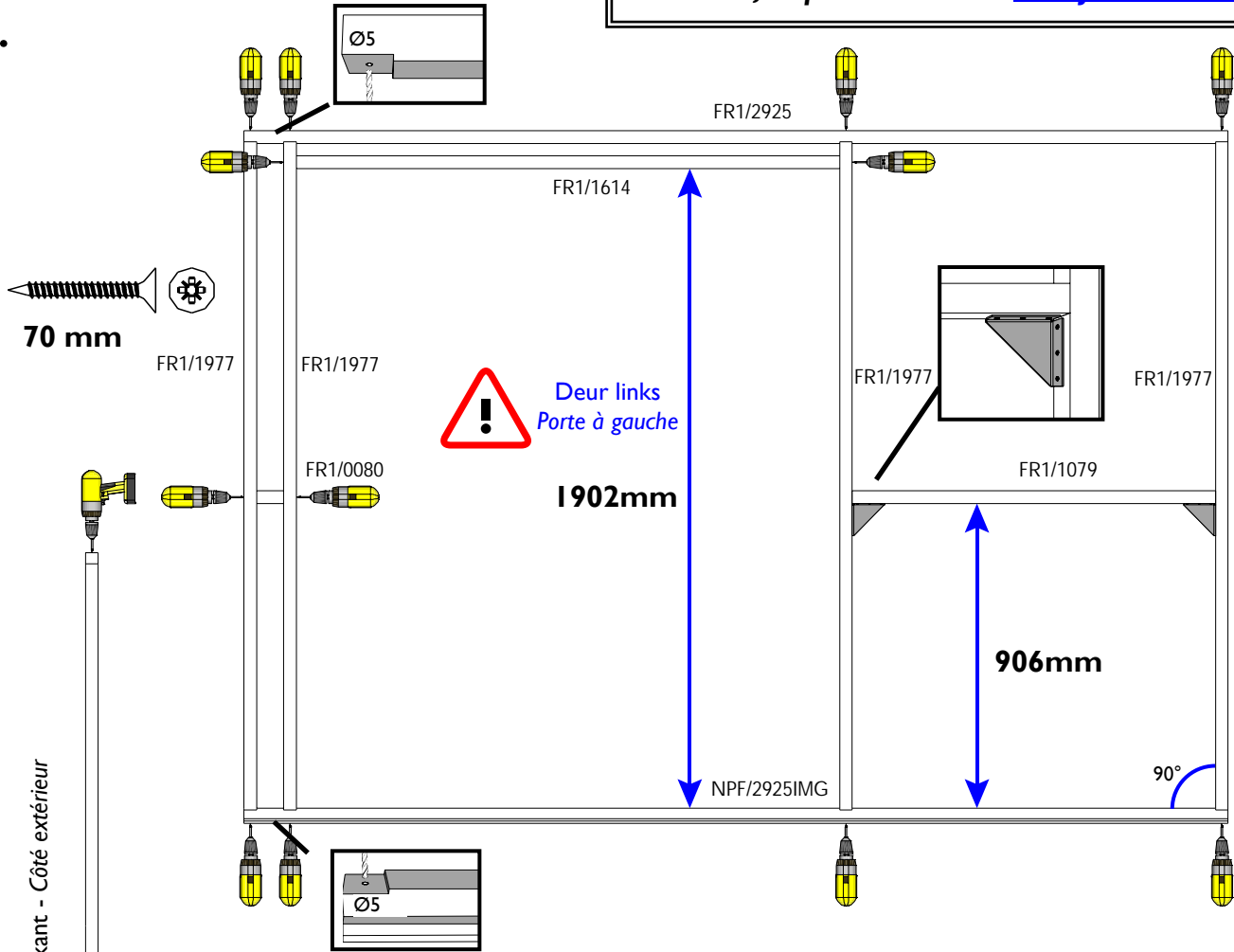
ATTENTION : Traitez à fond **CHAQUE** élément avec un produit protégeant contre les intempéries, les insectes et les moisissures intérieur et extérieur, **AVANT** le montage .

Samenstellen van de kaders - Assemblage des cadres.

FACADE

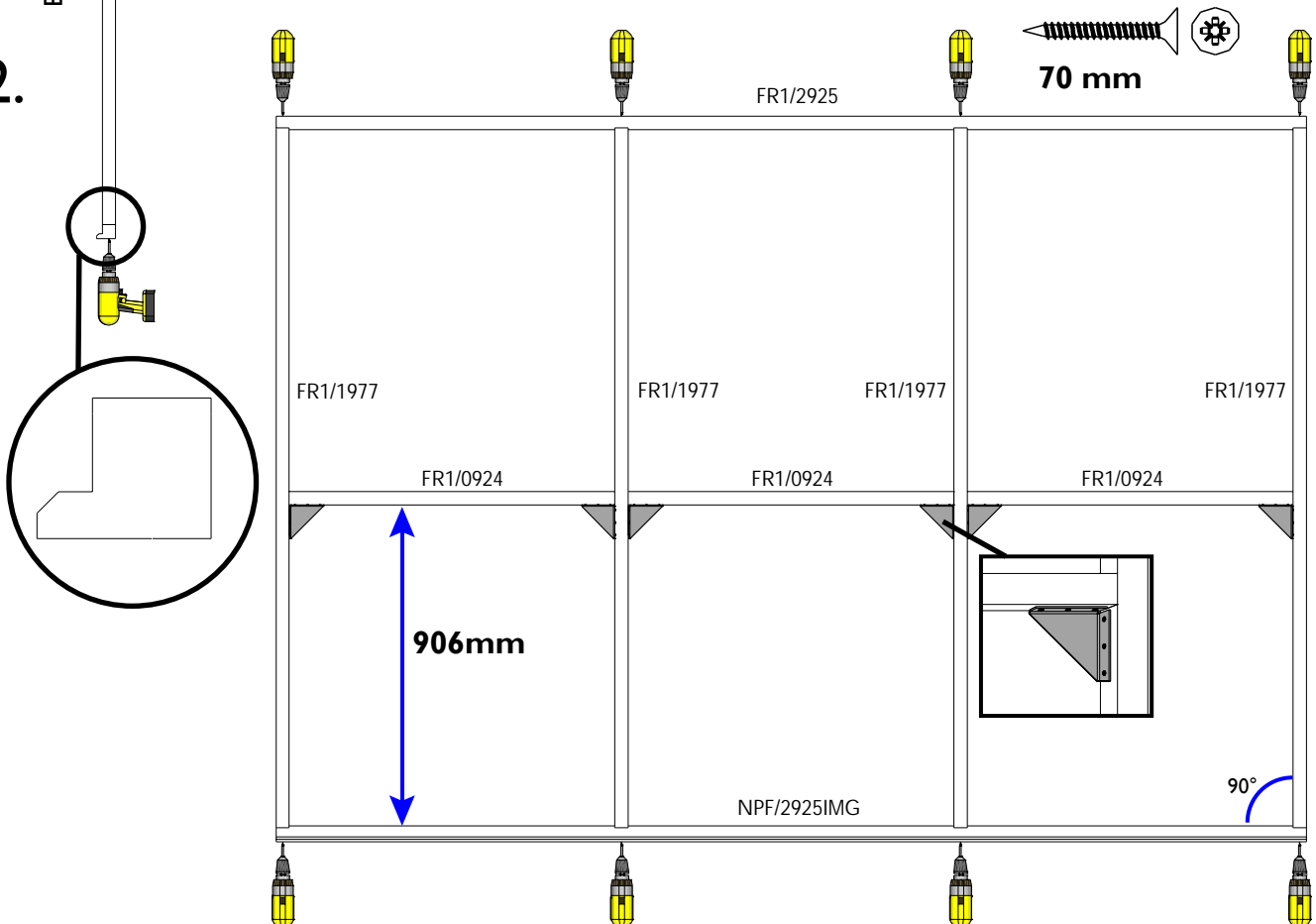
Opgelet, de deur zit **ALTIJD LINKS!**
Attention, la porte se trouve **TOUJOURS à GAUCHE!**

1.



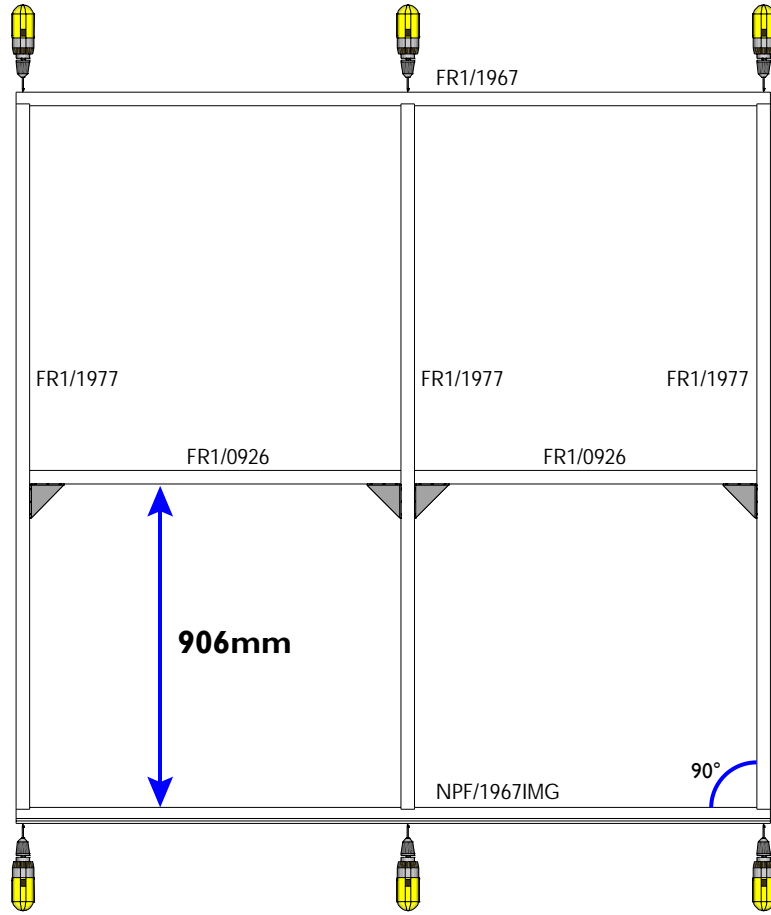
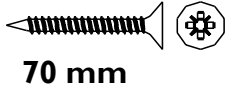
ACHTERWAND - PAROI ARRIERE

2.



ZIJWANDEN - PAROIS LATERALES

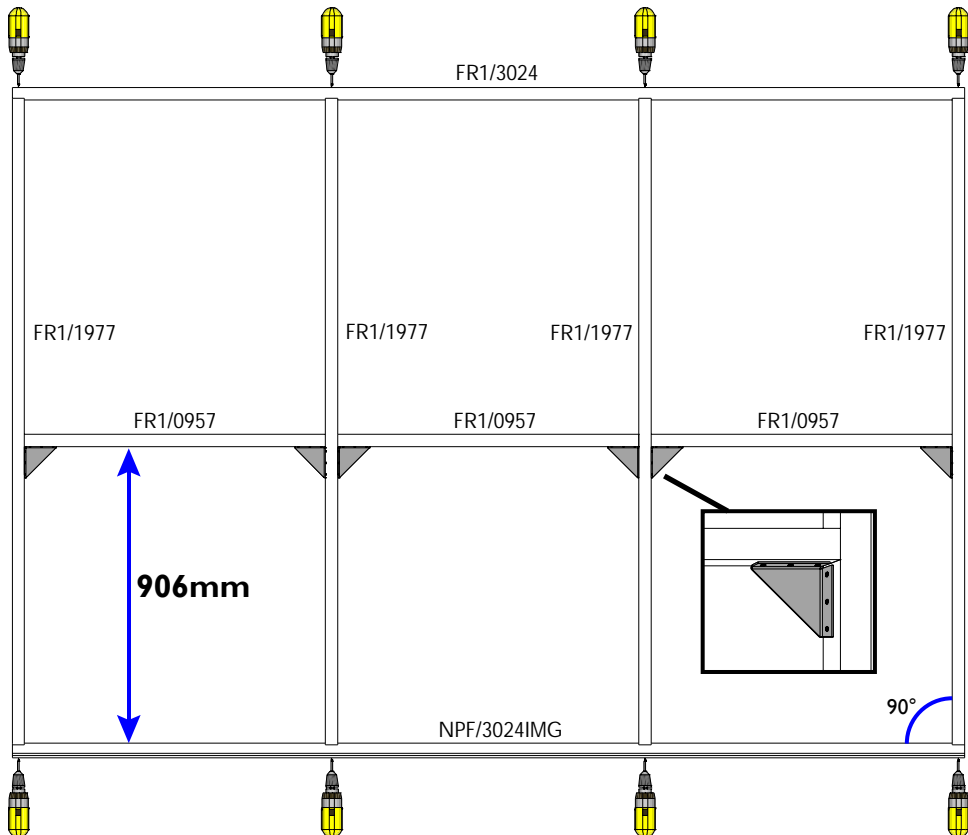
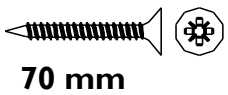
3.





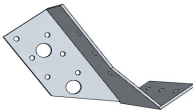













WAND AANBOUW - PAROI ANNEXE

OPTIE
OPTION

4.



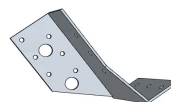
B/8000FR3021A

		<u>aantal / nombre</u>
Insteekslot QBV - Serrure QBV (Ref = 300020)		1
Scharnier zwaar - Charnière lourd (88x67) (Ref = 300007)		8
Balkdrager rechts - Support de poutre droite (Ref = 300033)		3
Balkdrager links - Support de poutre gauche (Ref = 300034)		3
Alu handgreep - Poignée alu (Ref = 304001)		1
Kantschuif bocht - Pêne (Ref = 300018)		2
Hoekversterking - Renfort d'angle (set 10) (Ref = 300022)		2
<u>Nagels - Clous</u>		
30mm (Ref = 361004)		21
<u>Schroeven - Vis</u>		
Zelftappende schroef - Vis auto-perceuse (Ref = 310002)		24
25mm (Ref = 310018)		211
35mm (Ref = 310007)		129
40mm (Ref = 310015)		18
50mm (Torx®) (Ref = 310012)		504
70mm (Ref = 310009)		48
<u>Goten - Gouttières</u>		
Bocht - Coude (90°) (Ref = 402006)		1
Bevestigingsbeugel - Fixation (Ref = 403001)		2

B/8000FRAB3021

aantal / nombre

Balkdrager rechts - Support de poutre droite
(Ref = 300033)



3

Balkdrager links - Support de poutre gauche
(Ref = 300034)



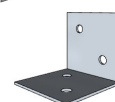
3

Hoekversteviging - Renfort d'angle (set 2)
(Ref = 300021)



2

Hoekijzer klein - Equerre petit (30x30x30)
(Ref = 300026)



4

Schroeven - Vis

Zelftappende schroef - Vis auto-perceuse
(Ref = 310002)



14

25mm



150

(Ref = 310018)

35mm



65

(Ref = 310007)

40mm



9

(Ref = 310015)

50mm (Torx®)



368

(Ref = 310012)

70mm



13

(Ref = 310009)

90mm



8

(Ref = 310004)

100mm



10

(Ref = 310005)

